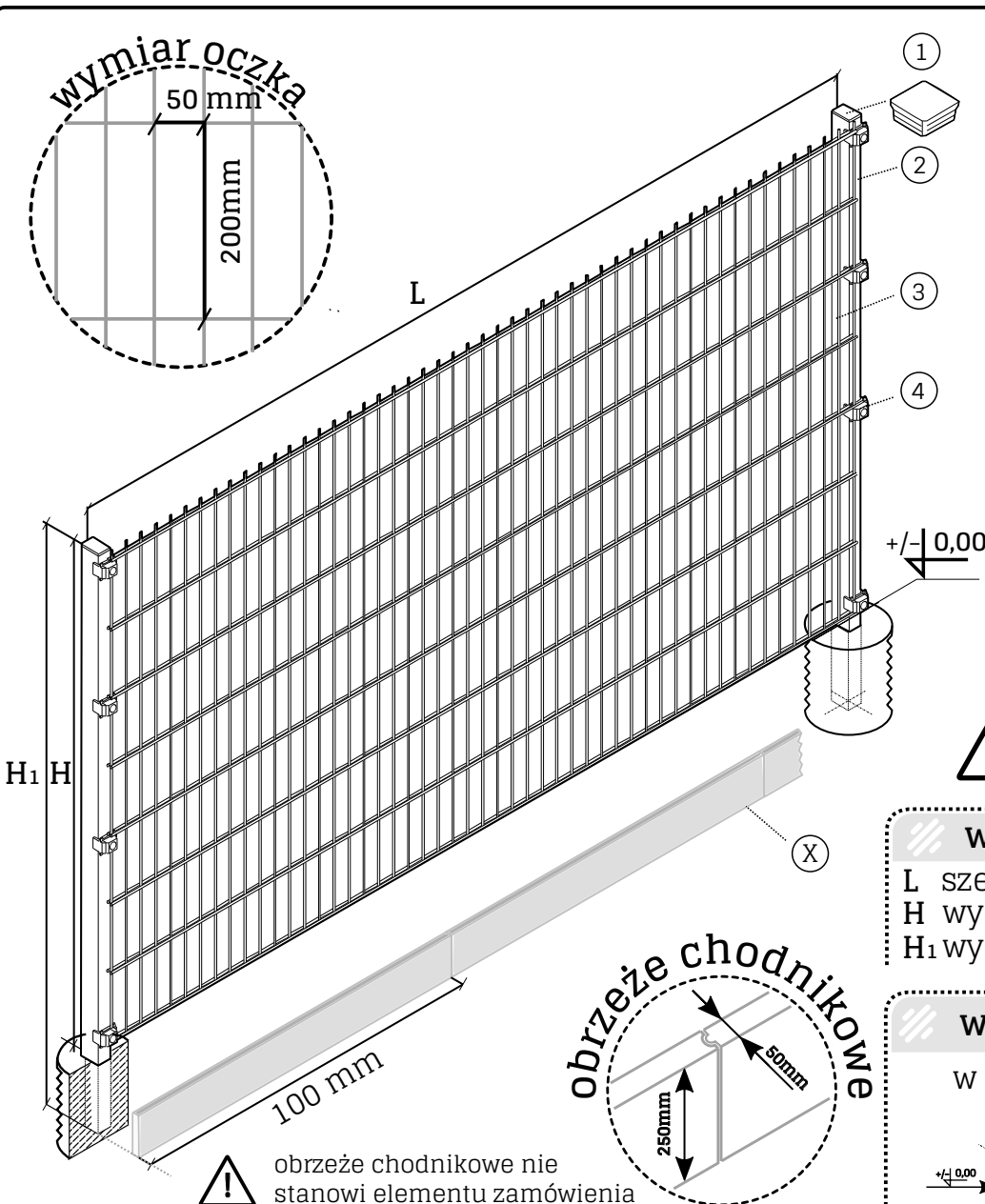
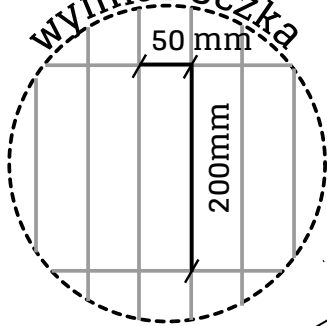
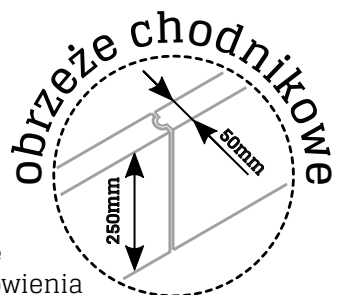


wymiar oczka



! obrzeże chodnikowe nie stanowi elementu zamówienia



### elementy panelu

- 1 Daszek 40x60 mm .....(2 szt.)
- 2 Słupek 40x60 mm .....(1 szt.)
- 3 Panel (6/5/6 mm lub 8/6/8 mm)
- 4 Mocowanie (patrz ↗ str. 2)
- X Obrzeże chodnikowe

| wysokość panelu (mm) | ilość mocowań (szt.) |
|----------------------|----------------------|
| 1030                 | 3                    |
| 1230                 | 4                    |
| 1430                 | 4                    |
| 1630                 | 5                    |
| 1830                 | 5                    |
| 2030                 | 6                    |
| 2230                 | 6                    |
| 2430                 | 7                    |

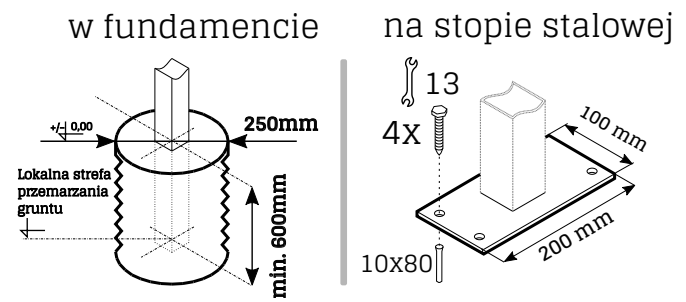


rozstaw osiowy słupów:  
 - typ mocowania A, A1, A2, B, C = 2520  
 - typ mocowania D = 2580

### wymiary panelu (mm)

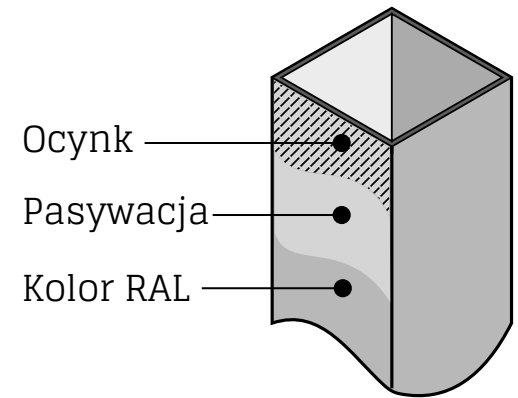
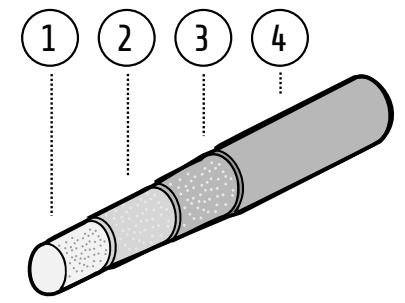
L szerokość panelu = 2508  
 H wysokość panelu (wym. zamówieniowy)  
 H1 wysokość słupa = H + 600

### warianty mocowania



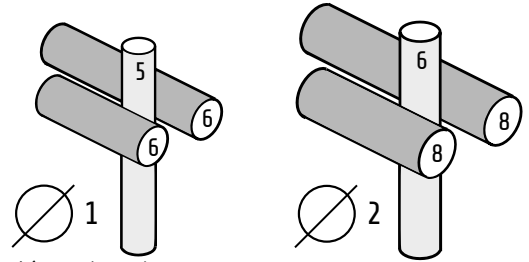
### warstwy ochronne

- 1 Pręt stalowy
- 2 Cynkowanie ogniowe
- 3 Pasywacja
- 4 Malowanie proszkowe



### przekroje paneli (mm)

- ∅ 1 6/5/6\*
- ∅ 2 8/6/8\*

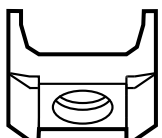
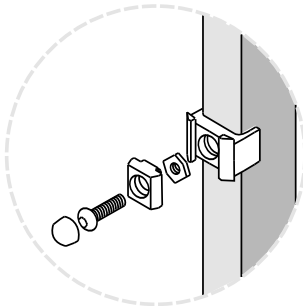


\*średnica +/- 0.2 mm

|                       |      |      |      |      |      |      |      |      |
|-----------------------|------|------|------|------|------|------|------|------|
| szerokość panelu (mm) | 2508 |      |      |      |      |      |      |      |
| wysokość panelu (mm)  | 1030 | 1230 | 1430 | 1630 | 1830 | 2030 | 2230 | 2430 |

# typy i elementy mocowań

A



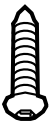
podstawa



kołek rozporowy



docisk



wkręt A2

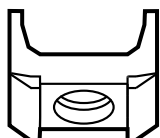
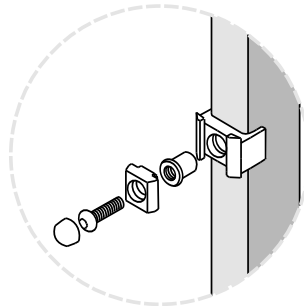


kapsel



PH2

A1




podstawa



nitonakrętka



docisk



śruba A2

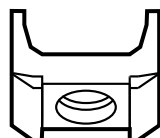
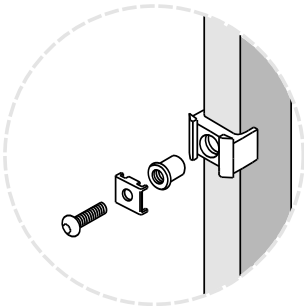


kapsel



PH2

A2



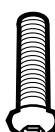
podstawa



nitonakrętka



docisk A2

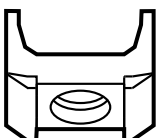
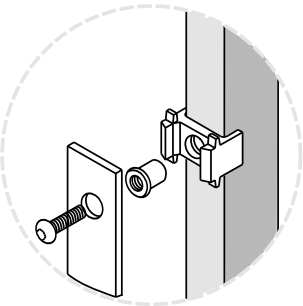


śruba A2



PH2

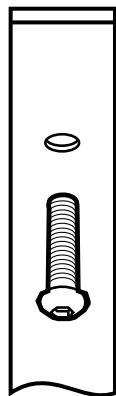
B



podstawa



nitonakrętka


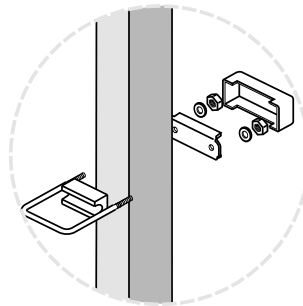


płaskownik +  
śruba A2



PH2


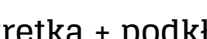

C




osłona PCV



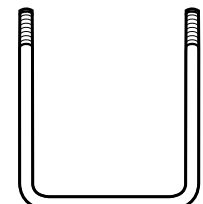
nakrętka + podkładka



docisk



dystans PCV

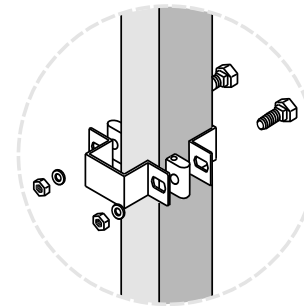


obejma A2

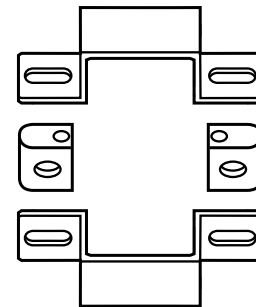


13

D




nakrętka + podkładka



obejma RAL



śruba A2 M10



13